

Cambridge English
Young Learners



Going into town

Part 2

Notes for parents/teachers
and learning activities

Notes for parents and teachers




Most children take part willingly in singing activities and so have fun whilst learning and practising language. Using simple action songs at home and in the classroom can have the following benefits:

- ✓ motivate young learners to listen and vocalise using rhythm and intonation
- ✓ help young learners to quickly learn, use and remember new language
- ✓ reinforce other desirable outcomes such as appropriate classroom behaviour, working with others, learner confidence and independence.

Going into town has lively lyrics sung to a well-known tune ('She'll be coming round the mountain'). The song is split into two parts. It tells the story of a group of friends who visit the town centre for a day and do lots of interesting things whilst they are there. The song has been specially written to include many of the words children might see in their *Cambridge English: Movers* test.

Use the following resources to reinforce the song:



Children's activity sheets (page 4)

The three children's activities that accompany Part 2 of *Going into town* provide themed reading and writing activities based on the vocabulary, grammar and structures used in the song lyrics. Additionally, the activities provide valuable preparation for the *Cambridge English: Movers* test by using the same types of questions found in the Reading and Writing paper. Activity answers are provided.



Cambridge English: Movers Word List Picture Book

See the town centre, and much more, in this book which contains, and illustrates, the *Cambridge English: Movers* alphabetic vocabulary list. Children will love looking at, and talking about, the themed pictures in this colourful book.



The song can support children's learning both at home and in the classroom, either as part of a general lesson or as the topic of a themed lesson.

At home

Just turn on your computer, tablet or smart phone and encourage your child to listen and, when ready, sing along, karaoke-style, to the song. You should join in, too! The language learning will happen whilst the child has fun. Repeat as many times as your child wants. Follow up at a suitable time with the activity sheets – but not necessarily all in one sitting.

The *Cambridge English Movers: Word List Picture Book* will provide further reinforcement and extension. Ask your child to compare the song video pictures to those in the *Our town* section of the book. What other activities and places can they see? Remember, you don't have to be musical to sing the song. You simply need to be enthusiastic!

In the classroom

Incorporate the song into your lessons along with your other favourite children's songs. Or build a whole lesson, or series of lessons, around the song. Develop the themes of *family and friends, food and drink, places and directions, sports and leisure, transport and the world around us*, all of which can be linked to the song. Use your preferred lesson structure and add themed games, stories, nursery rhymes, poems, craft and movement activities.

Develop actions for the song. Ensure, though, that the actions are acceptable within your cultural environment. An innocent action in one place can be a rude gesture in another. Suggested actions are shown below but you may have other ideas.

Actions

Verse 1

'We'll be going ... with our friends'

Wave hand in greeting gesture

Verse 2

'We'll be riding on the red bus ...'

Jog up and down, sway side to side

Verse 3

'We'll be reading in the library ...'

Mime reading a book

Verse 4

'We'll be shopping in the market ...'

Point at an imaginary purchase

Verse 5

'We'll be eating at the café ...'

Mime eating

Verse 6


'We'll be buying a bus ticket ...'

Hold an imaginary ticket in the air

Verse 7

'We'll be thinking of our next trip ...'

No action. Sing enthusiastically!



Word list

(from *Cambridge English: Movers* thematic vocabulary list)

Use the song's word list and lyrics to develop language games and reading and writing activities.

Places & directions	café, town, library, market
Sports & leisure	shopping
The world around us	town
Transport	ticket, trip

Optional extra word list

The following words from the *Cambridge English: Starters* and *Cambridge English: Movers* word lists have not been included in the song but could extend a lesson or home session, or be used for further verses. You may also want to refer to the *Cambridge English: Movers Word List Picture Book* for other themed spreads to add additional impact to your lessons or home sessions.

Clothes	bag, handbag, jacket, jeans, shirt, skirt, trousers, T-shirt, coat, scarf, sweater
Food and drink	bottle, cheese, coffee, cup, glass, hungry, pasta, plate, salad, sandwich, soup, thirsty, vegetable
Places and directions	hospital, map, station
Sports and leisure	fish
Transport	drive, driver
Weather	cloud, cloudy, rain, rainbow, snow, sunny, weather, wind, windy
The world around us	field, forest, grass, ground, river, road

Find a wide range of support, including fun learning activities for children and official Cambridge English preparation materials, at

www.cambridgeenglish.org/younglearners



Children's activities



Songs are a great way to make learning English fun. *Going into town* uses vocabulary and illustrations taken from our *Cambridge English: Movers Word List Picture Book* to keep children motivated in their English language learning.

These activity sheets have been developed for teachers and parents to use alongside *Going into town*. They are based on the vocabulary, grammar and structures used in the song lyrics.

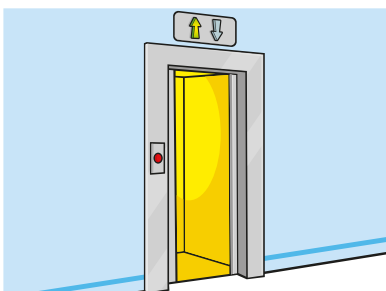
The themed activities also provide valuable preparation for the *Cambridge English: Movers* test by using the same types of questions found in the Reading and Writing paper.

Activity 1

Look and read. Choose the correct words and write them on the lines.

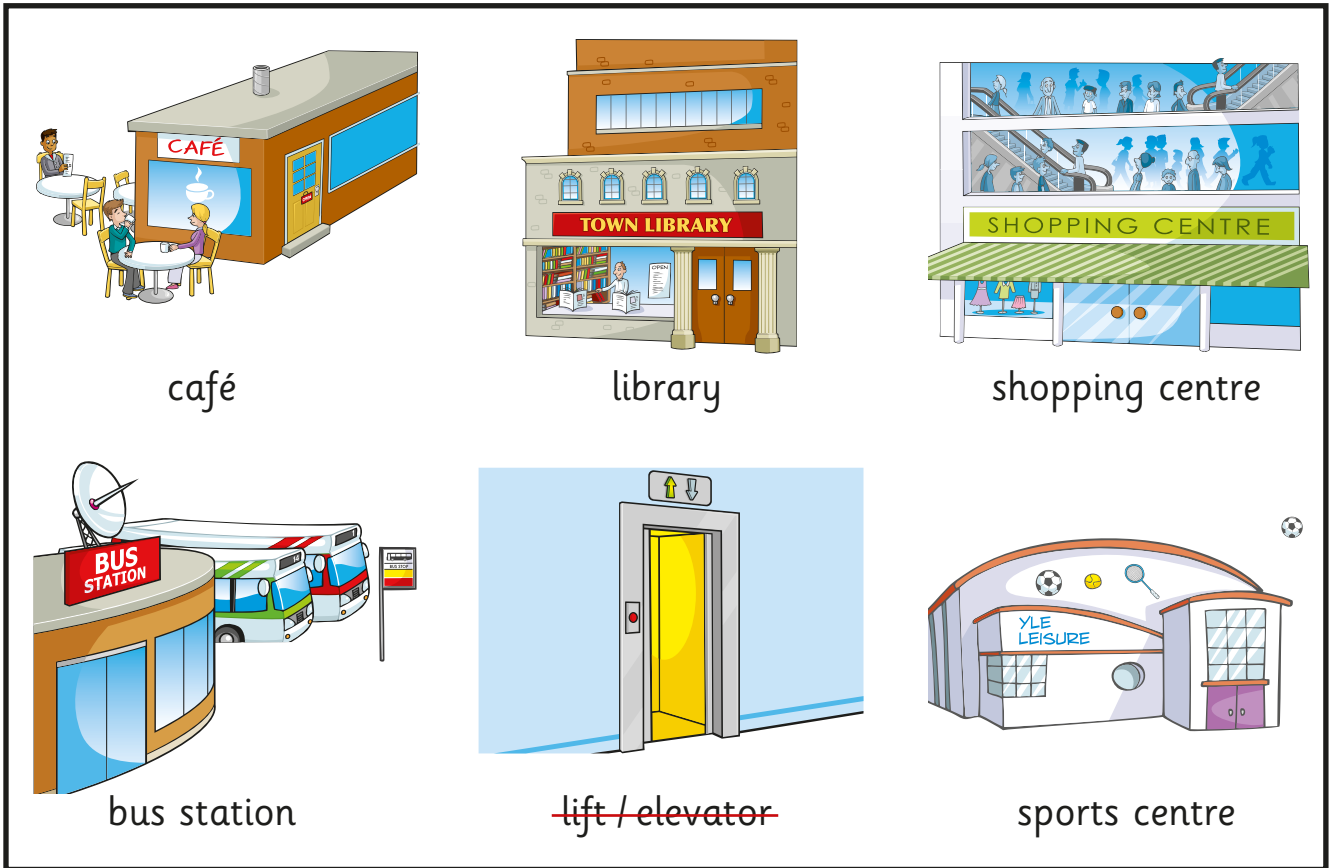
There is one example.

Example



You can go upstairs and downstairs in this.

..... lift / elevator




Questions

- 1 You can play badminton here.
- 2 You can read a book in this place.
- 3 You can catch your bus from here.
- 4 You can buy lots of different things here.
- 5 You can eat and drink here.

Activity 2

Daisy is talking to her friend Charlie.

Read the text and choose the best answer. There is one example.



Example

Daisy: Where is the bus stop?

- Charlie:**
- A It's red.
 - B I don't know.
 - C At 2:30

Questions

1 **Daisy:** What number bus do we need?

- Charlie:**
- A Green and orange
 - B A lot of people
 - C Ask Sally. She knows!

2 **Daisy:** What time is the last bus?

- Charlie:**
- A From the bus stop.
 - B It's at 6:30, I think.
 - C Walk straight on.

3 **Daisy:** Do you know when the swimming pool is open?

- Charlie:** A Every day.
B It's a sunny day.
C Last year.

4 **Daisy:** Shall we buy an ice cream?

- Charlie:** A I don't like fish.
B Is it time to go home?
C That's a good idea!

5 **Daisy:** Would you like to go to the supermarket?

- Charlie:** A I like your T-shirt.
B Yes, I'd like to buy a sandwich.
C I hope it won't rain today.



Activity 3

Read the text. Choose the right words and write them on the lines.
There is one example.

Buses



Example

Buses **take** people to many different places.

Questions

- 1 Some bus trips are short but other buses
on long trips.
- 2 Some buses to the town centre and some buses
go to the countryside.
- 3 Most buses a letter or a number to tell you where
they are going.
- 4 If you want to travel on a bus you have to
a ticket.
- 5 You can different coloured buses.

Example

	took	take	taken
1	goes	go	going
2	travel	travelled	travelling
3	haven't	had	have
4	buy	bought	buys
5	seeing	saw	see

Activity answers

Activity 1	1. sports centre	1. C	5. café
	2. library	2. B	4. shopping centre
	3. bus station	3. A	
Activity 2			
			5. B
Activity 3	1. go		
	2. travel		
	3. have		
	4. buy		
	5. see		

