



C2

C1

B2

B1

A2

A1



Pre
A1

Cambridge English Qualifications

A2 Flyers

Classroom activities

These activities are based on topics from the A2 Flyers Wordlist Picture Book and Classroom poster.



A2 Flyers Worksheet No. 1 (Test day)



Activity (a)

Look and read. Choose the correct words from the *Word bank* and write them on the lines. There is one example.

Example

This is another name for a school. a college

Questions

1. You can carry your school books in this. a _____
2. Your class can watch a film or a DVD on this. a _____
3. This interesting book tells you what words mean. a _____
4. A person who studies. a _____
5. This will tell you the times of your lessons. a _____

Word bank

dictionary	college	rucksack
screen	timetable	student

Activity (b)

Look and read. Choose the correct pair of words from the *Word bank* to complete each sentence. Write the words on the lines. There is one example.

Example

When my computer is online I can look at the internet.

Questions

1. Our chess _____ is in an important _____.
2. Art is a _____ that I like to _____.
3. I quite like _____ but I prefer _____.
4. If my sister does well in her _____ she will go to _____.
5. To complete the activity you will need _____ and _____.

Word bank

scissors/glue	online/internet	subject/study
geography/science	club/competition	test/university

A2 Flyers Worksheet No. 1 (Test day)

Activity (c)

Read the story. Choose the correct words from the *Word bank*.

Change each word to end with *ing*. Write the words on the lines. There is one example.

Tomorrow is test day. Yesterday we had our last Flyers lesson. It was very interesting. Our teacher was explaining the test information. He was

(1) ----- what we need to do for each question. Harry didn't understand

and was (2) ----- to his friend Betty. The teacher was very kind and kept

(3) ----- the information. It was very good to spend time

(4) ----- everything we studied. I have really enjoyed (5) -----

for my Flyers test.

Word bank

describe

prepare

repeat

explain

remember

whisper

A2 Flyers Worksheet No. 2 (Test day)

Activity (a)

Look and read. Write *yes* or *no*. There are two examples.



Examples

There is a calendar on the wall.

yes

The teacher is a woman.

no

Questions

1. There is an apple on the teacher's desk.
2. The time in the classroom is 10 a.m.
3. The Flyers test was yesterday.
4. There is a bag under the teacher's desk.
5. A dog is looking through the window.

Activity (b)

What do they say? Write *may* or *might*. Use *may* to ask for something or to tell somebody they can have something or do something. Use *might* to show that something will or will not happen. There are two examples.

Example




----- *May* ----- I use your pencil, Betty?



I ----- *might* ----- see an insect.


Questions



1. Yes Harry, you ----- use my pencil.



2. I've studied hard so I ----- do well in my Flyers test.



3. I ----- not do well in my test because I didn't work hard enough!



4. Please teacher, ----- I go to the toilet?



5. Yes Katy, you ----- go to the toilet.

Activity (c)

Let's talk!

Talk with other people about the questions below.

1. Do you agree that the Flyers test is important? Explain what you think.
2. Look at the picture in Activity (a). Would you like to join this class?
Describe how the students feel.
3. Do you think you will do well in your test? What might be difficult for you?
4. Do you enjoy having a conversation in English?
Describe a few things you like to talk about.
5. What do you want to do in the future?
Talk about something interesting you would like to do.

A2 Flyers Worksheet No. 3 (Party)

Activity (a)

Robert is talking to his friend Sarah.
What does Sarah say? Read the conversation and choose the best answer. Write a letter (A–F) for each answer. There is one example.



Example



Are you enjoying the party, Sarah?

D

Questions

1.



Yes, but it's very loud!



2.



The music is loud! Have you had any food yet?



3.



I've had pizza and cake. Now I'm thirsty.



4.



Would you like me to get you a drink?



5.



I've danced already. I think I'll play a game.



Sarah

A

I've eaten lots already. How about you?

B

No thank you. I'm not thirsty. I want to dance.

C

OK. See you later then.

D

Example. Yes I am. Do you like the music?

E

Look! The waiter is bringing some drinks.

F

Pardon? I didn't hear what you said.

Activity (b)


Your friend is going to a party. Read the sentences.
Draw each thing on the person. There is one example.

Example

A black hat.

Sentences

1. A red sweater with a green line through the middle.
2. Blue and yellow striped shorts.
3. Orange gloves.
4. A purple belt.
5. A large gold necklace.



Now complete this sentence.

My friend is called

Activity (c)

What do they say? Write *could* or *should*. Use *could* to say that something may happen or to ask for something. Use *should* when you want to say it would be good for something to happen – but perhaps it will not. There are two examples.

Examples



I think I should invite my friend to the party.



I could dance or play a game.

Sentences



1. I ----- stop eating now but I'm going to have one more cookie.



2. Emma, ----- you give me the butter?



3. I ----- not try to carry so many glasses!



4. If I were taller, I ----- get a balloon.



5. I think you ----- dance!

A2 Flyers Worksheet No. 4 (Party)

Activity (a)

Read the story. Choose a word from the *Word bank*. Write the correct word next to numbers 1–5. There is one example.

The friendly Flyers are very excited. Today they will have their college
 (1) Everyone has been (2) There will be lots of
 (3) food to eat and there will be (4) music for those
 who like to dance. It will be an evening to (5), for sure.

Now choose the best name for the story. Tick one box.

- The party
- An evening to forget
- A noisy day

Word bank	excited	remember
	lovely	loud
	invited	party

Activity (b)

What will the Flyers do? Finish each sentence. The pictures may help you to decide. There is one example.

Example



If I'm late, I'll phone my friend



Questions



1. If I'm hungry, I'll




2. If I'm thirsty, I'll





3. If I'm bored, I'll



4. If I'm tired, I'll




5. If I'm lucky, I'll



Let's talk!

Activity (c)

Talk with other people about the questions below.

1. You have won a prize!  What do you hope is inside the box?
2. Look at the Flyers party food table. Point at the food you would choose to eat.



3. Is your favourite food on the Flyers food table?
Explain what you would put on the table for your friends.
4. Talk about what the Flyers are doing at their party.
What do you like to do at a party?
5. Would you like to go to the Flyers party? Why? (or why not?)

A2 Flyers Worksheet No. 5 (Autumn/Winter)

Activity (a)

Look at the picture and read the story. Write some words to complete the sentences about the story. You can use one, two, three or four words. There is one example.



It was a cold winter day. Helen, Richard, David, Betty and William dressed up in their warm clothes and went outside to play in the snow. Betty and William were soon busy making a snowman. They used a carrot for his nose and they gave him a hat and a striped scarf. They decided to call their snowman Mr Nothing because they knew that when the weather got warmer their fine snowman would turn to nothing! Helen, Richard and David said they would also make a snowman. Richard and David began to make a big snowball for their snowman's body. Helen's snowball was going to be the snowman's head but before it was big enough, she thought it would be fun to throw the snowball at David. The snowball hit his hat. So David and Richard threw their snowball at Betty. Perhaps you can guess what happened next. Everyone started to throw snowballs at each other and Helen, Richard and David never did make their snowman. So they, also, had Mr Nothing!

Example

It was a cold winter day

Questions

1. Helen, Richard, David, Betty and William were wearing
2. Betty and William decided to make a
3. Richard and David started to make
4. Helen threw her snowball at David and it hit
5. Helen, Richard and David did not

Activity (b)

Emma and Harry are talking about a day when they both went to the chemist. What do they say? Write the correct words on the lines. Use the *Word bank* to help you. There is one example.



Example

Emma: It was autumn. The road was wet and I fell over.

Questions

Harry: Oh dear! What happened?

Emma: Well, I (1) _____ my leg.
It really hurt so I went to the (2) _____.

Harry: I remember because I went there too!

Emma: Why did you go?

Harry: I had a bad (3) _____ and I felt really ill.
I got some (4) _____.

Emma: I was lucky. I didn't need to go to the (5) _____
and my leg soon got better. How about you?

Harry: I soon felt better, too.

Word bank

felt over
stomach-ache
cut
doctor
medicine
chemist's

Activity (c)

Is it before or after? Write the correct word on each line. There are two examples.

Examples

Autumn comes before winter. Winter comes after autumn.

Questions



1. You should cook your food _____ you eat it.



2. I put on my warm clothes _____ I go outside on a cold day.



3. I take off my warm clothes _____ I've been outside on a cold day.



4. _____ it has snowed the countryside is white.



5. We will go home _____ our lesson.

A2 Flyers Worksheet No. 6 (Spring/Summer)

Activity (a)

Read the text. Choose the right words from the *Word bank* and write them on the lines.
There is one example.



Word bank

- | | | | |
|----|--------|--------|---------|
| | autumn | winter | hot |
| 1. | in | of | off |
| 2. | is | was | has |
| 3. | or | and | but |
| 4. | look | see | looking |
| 5. | saw | looked | look |

Spring follows ----- **winter** ----- and comes before summer.

In some parts (1) ----- the world spring (2) ----- very short
(3) ----- in other places spring lasts for many weeks. Spring is the time
to (4) ----- new things. If you (5) ----- about you will see
baby animals and birds and new plants everywhere.

Activity (b)

Read the email and write the missing words. Write one word on each line.
There is one example.

Hello,

Thank ----- **you** ----- for inviting (1) -----
and my friends to your fire (2) ----- . We really
enjoyed visiting. It was interesting to (3) -----
about your important work. We also enjoyed sitting inside
your fire (4) ----- . Perhaps (5) -----
day I will be a fire fighter! We hope to see you again soon.
From Harry.



Activity (c)

The Flyers are busy! Read each sentence. Look at the clock.
Write the time on the line. There is one example.

Example



What time are we going to the fire station?

Two o'clock




Questions



1. What time is our lesson?




2. What time is the football match?



3. What time shall I go to the dentist?



4. What time are we going to the police station?



5. What time is our Flyers test?



A2 Flyers Worksheets 1–6: Answers

Worksheet No. 1

Page 1 Activity (a)

1. rucksack
2. screen
3. dictionary
4. student
5. timetable

Page 1 Activity (b)

1. club/competition
2. subject/study
3. geography/science
4. test/university
5. scissors/glue

Page 2 Activity (c)

1. describing
2. whispering
3. repeating
4. remembering
5. preparing

Worksheet No. 2

Page 3 Activity (a)

1. yes
2. no
3. no
4. yes
5. no

Page 3/4 Activity (b)

1. may
2. may (might is acceptable)
3. might (may is acceptable)
4. may
5. may

Worksheet No. 3

Page 5 Activity (a)

1. F
2. A
3. E
4. B
5. C

Page 6 Activity (b)

The figure should look something like this.



Page 6/7 Activity (c)

1. should
2. could
3. should
4. could
5. should

A2 Flyers Worksheets 1–6: Answers

Worksheet No. 4

Page 8 Activity (a)

1. party
 2. invited
 3. lovely
 4. loud
 5. remember
- Name of story: The party

Page 8/9 Activity (b)

The following answers are suggestions only.
There are many acceptable alternatives.

1. eat some food
2. have a drink
3. play a game/dance
4. go home/go to sleep
5. win a prize/get a present

Worksheet No. 5

Page 10 Activity (a)

1. their warm clothes
2. snowman
3. a big snowball
4. his hat
5. make a/their snowman

Page 11 Activity (b)

1. cut
2. chemist's
3. stomach-ache
4. medicine
5. doctor

Page 11 Activity (c)

1. before
2. before
3. after
4. after
5. after

Worksheet No. 6

Page 12 Activity (a)

1. of
2. is
3. but
4. see
5. look

Page 12 Activity (b)

1. me
2. station
3. learn
4. engine
5. one/some

Page 13 Activity (c)

1. Quarter past nine
2. Quarter to three
3. Half past ten
4. Ten (minutes) past eleven
5. Ten (minutes) to one