

Cambridge

English Qualifications

A2 Key for Schools

Sample Material for Special Arrangements Versions of Speaking Tests

Examinations from 2020



Cambridge Assessment
English

Introduction

What happens?

For most examinations, blind candidates and candidates with visual difficulties may choose to take the speaking test **alone** or **with a partner**.

All tests have two examiners, the Assessor and the Interlocutor, even though the candidate is taking the test alone.

The partner may be:

- another candidate who is visually impaired
- a 'dummy partner' (a colleague or friend who is not taking the examination, has a similar level of English as the candidate, and is familiar with the format of the Speaking Test). The dummy partner can be either visually impaired or sighted.

Who are Special Arrangements versions for?

On the following pages are sample materials for both single and paired candidate formats, which include:

- Standard visual material
- Enlarged visual material
- Enlarged written prompts.

Enlarged print versions with written prompts are for candidates with visual difficulties, and candidates who have a physical disability which makes it difficult for them to read normal-sized print or focus on pictures/photographs.

Brailled material will be supplied for blind candidates, or those with severe visual impairments who prefer to work from Braille. **Sample brailled material is not provided here, but note that brailled written prompts are the same as those used in enlarged material.**

What material is used with candidates who are visually impaired?

Most Speaking Tests like *A2 Key for Schools Speaking* use pictures or other visuals as a stimulus for interaction. For visually-impaired candidates, a special version of the speaking test is produced.

Candidates can opt to use standard or enlarged visuals, written prompts (enlarged) or written prompts which have been brailled.

The following is an example of how the visual input might be adapted as a written prompt for *Cambridge English: A2 Key for Schools Speaking*:

Visual input (as used in the original task):



Written prompt format for visually impaired and blind candidates (using Braille):

Playing computer games

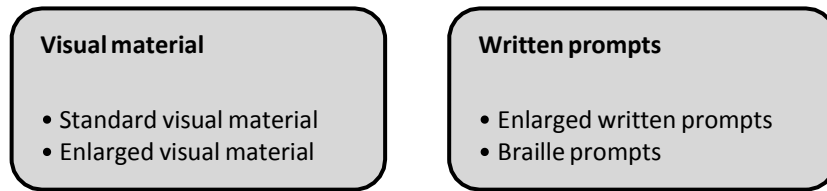
All printed text is enlarged to a uniform font size and type (Arial 18 point bold – see example above).

Candidates should use the written or visual prompts as a stimulus for discussing likes, dislikes and giving reasons in Part 2 of *A2 Key for Schools Speaking*.

Examiners are given adapted scripts (called ‘interlocutor frames’) to use with the material. There are different interlocutor frames for candidates taking the test alone and for candidates taking the test with a partner. These interlocutor frames are designed to keep the test as close as possible to the standard *A2 Key for Schools Speaking* test in terms of structure and candidate experience.

The single candidate format

Candidates can opt to take the test alone if preferred, or in circumstances where a partner may not be appropriate. In both cases, a single candidate version of the test can be provided using:



What happens in the single candidate format test?

Special interlocutor frames are prepared. In some parts of the test, the interlocutor takes the part of the other candidate.

Interlocutors, while playing the role of the candidate's partner, will not dominate or monopolise the conversation and will always use vocabulary at CEFR A2 level. Interlocutors restrict themselves to minimal prompts and questions sufficient to keep the conversation going in a reasonably natural way and 'open' questions are used to encourage the candidate to continue speaking (e.g. *'What do you think?'*).

What about timing?

For both paired and single candidate format tests, interlocutors allow candidates additional time to process texts or questions before replying, or to read and think about written material. The amount of additional time is at the discretion of the examiner, but candidates are always given sufficient time to read and process tasks. Approximate timings are shown in the following sample interlocutor frames.

For frequently asked questions, information, instructions and guides for running our exams, and updates, please see the support site: support.cambridgeenglish.org. You can also use it to contact our Helpdesk by submitting a query or instant messaging with a Helpdesk Analyst.

You can also reach the Helpdesk at helpdesk@cambridgeenglish.org or call **+44 1223 553997 (for urgent queries)**.

Single candidate format Visual material

For candidates using:

- Standard visual material
- Enlarged visual material

Test 1

Part 1 (2-3 minutes)

Phase 1 Interlocutor

Good morning / afternoon / evening.
Can I have your mark sheet, please?

Hand over the mark sheet to the Assessor.

I'm, and this is
He / She will just listen to us.

What's your name?

Back-up prompts

How old are you?

For UK, ask

Where do you come from?

Are you from (Spain, etc.)?

For Non-UK, ask

Where do you live?

Do you live in ... (name of district / town etc.)?

Thank you.

Phase 2

Now, let's talk about **school**.

What time do you finish school?

What do you eat after school?

Back-up prompts

Do you finish school at 4 o'clock?

Do you eat snacks after school?

Now, let's talk about **home**.

Who do you live with?

How many bedrooms are there in your house?

Extended Response

Now, please tell me what you like doing at home.

Back-up prompts

Do you live with your family?

Are there three bedrooms in your house?

Back-up questions

Do you like cooking?

Do you play computer games?

Did you stay at home last weekend?

Part 2 (3-4 minutes)

Phase 1

Interlocutor

⌚ 2-3 minutes

Now, in this part of the test we're going to talk together.

Place **Candidate** booklet, open at **Task 1**, in front of candidate. Allow candidate adequate time to read the task.

Here are some pictures that show **different hobbies**.

Do you like these different hobbies? Say why or why not. I'll say that again.

Do you like these different hobbies? Say why or why not.

All right? Now, we will talk together. Can you start?

Candidate

.....

⌚ Allow a minimum of 1 minute before moving on to the following questions.

Interlocutor

*Use as appropriate.
Ask the candidate at least one question.*

- Do you think ...
- ... playing computer games is boring?
 - ... playing an instrument is difficult?
 - ... playing football is fun?
 - ... reading is interesting?
 - ... painting/drawing is easy?

Optional prompts
Why?/Why not?

What do **you** think?

Which of these hobbies do you like best?

Thank you. (Can I have the booklet, please?) Retrieve **Candidate** booklet.

Phase 2

Interlocutor


⌚ Allow up to a minute.

Now, do you prefer to spend your free time alone or with other people? (Why?)

Which is more fun, playing sports or watching sports? (Why?)

Thank you. That is the end of the test.

Do you like these different hobbies?



Single candidate format Written prompts

For candidates using:

- Enlarged written prompts
- Braille prompts*

*Braille prompts will have the same wording as the enlarged written prompts.

Test 1

Part 1 (2-3 minutes)

Phase 1 Interlocutor

Good morning / afternoon / evening.
Can I have your mark sheet, please?

Hand over the mark sheet to the Assessor.

I'm, and this is
He / She will just listen to us.

What's your name?

Back-up prompts

	How old are you?	
<i>For UK, ask</i>	Where do you come from?	Are you from (Spain, etc.)?
<i>For Non-UK, ask</i>	Where do you live?	Do you live in ... (name of district / town etc.)?
	Thank you.	

Phase 2

Now, let's talk about **school**.

What time do you finish school?

What do you eat after school?

Back-up prompts

Do you finish school at 4 o'clock?

Do you eat snacks after school?

Now, let's talk about **home**.

Who do you live with?

How many bedrooms are there in your house?

Back-up prompts

Do you live with your family?

Are there three bedrooms in your house?

Extended Response

Now, please tell me what you like doing at home.

Back-up questions

Do you like cooking?

Do you play computer games?

Did you stay at home last weekend?

Part 2 (3-4 minutes)

Phase 1

Interlocutor

🕒 2-3 minutes

Now, in this part of the test we're going to talk together.

Place **Candidate** booklet, open at **Task 1**, in front of candidates. Allow candidate adequate time to read the task.

Here are some **different hobbies**.

Do you like these different hobbies? Say why or why not. I'll say that again.

Do you like these different hobbies? Say why or why not.

All right? Now, we will talk together.

Candidate

.....

🕒 Allow a minimum of 1 minute before moving on to the following questions.

Interlocutor

Use as appropriate.
Ask the candidate at least one question.

- Do you think ...
- ... playing computer games is boring?
 - ... playing an instrument is difficult?
 - ... playing football is fun?
 - ... reading is interesting?
 - ... painting/drawing is easy?

Optional prompts
Why?/Why not?

What do **you** think?

Which of these hobbies do you like best?

Thank you. (Can I have the booklet, please?) Retrieve **Candidate** booklet.

Phase 2

Interlocutor

🕒 Allow up to a minute.

Now, do you prefer to spend your free time alone or with other people? (Why?)

Which is more fun, playing sports or watching sports? (Why?)

Thank you. That is the end of the test.

**Key for Schools
Single format
Written prompts**

Do you like these different hobbies?

- 1. Playing computer games**
- 2. Playing a musical instrument**
- 3. Playing football**
- 4. Reading**
- 5. Painting**

Paired candidate format Visual material

For candidates using:

- Standard visual material
- Enlarged visual material

Test 1

Part 1 (3-4 minutes)

Phase 1 Interlocutor

To both candidates Good morning / afternoon / evening.
Can I have your mark sheets, please?

Hand over the mark sheets to the Assessor.

I'm, and this is
He / She will just listen to us.

To Candidate A What's your name?

To Candidate B And what's your name?

Back-up prompts

	B , how old are you?	
<i>For UK, ask</i>	Where do you come from?	Are you from (Spain, etc.)?
<i>For Non-UK, ask</i>	Where do you live?	Do you live in ... (name of district / town etc.)?
	Thank you.	
	A , how old are you?	
<i>For UK, ask</i>	Where do you come from?	Are you from (Spain, etc.)?
<i>For Non-UK, ask</i>	Where do you live?	Do you live in ... (name of district / town etc.)?
	Thank you.	

Phase 2

Now, let's talk about **school**.

A, what subject do you like best?

What clothes do you wear to school?

B, what time do you finish school?

What do you eat after school?

Extended Response

Now, **A**, please tell me something about the homework you have to do.

Back-up prompts

Do you like maths?

Do you wear a uniform?

Do you finish school at 4 o'clock?

Do you eat snacks after school?

Back-up questions

Do you get a lot of homework every day?

Did you do any homework yesterday?

Do you like homework? (Why?/Why not?)

Now, let's talk about **home**.

B, who do you live with?

How many bedrooms are there in your house?

A, where do you watch TV at home?

What's your favourite room in your house?

Extended Response

Now, **B**, please tell me what you like doing at home.

Back-up prompts

Do you live with your family?

Are there three bedrooms in your house?

Do you watch TV in the kitchen?

Do you like your bedroom?

Back-up questions

Do you like cooking?

Do you play computer games?

Did you stay at home last weekend?

Part 2 (5-6 minutes)

Phase 1

Interlocutor

⌚ 3-4 minutes

Now, in this part of the test you are going to talk together.

Place **Candidate** booklet, open at **Task 1**, in front of candidates. Allow candidates adequate time to read the task.

Here are some pictures that show **different hobbies**.

Do you like these different hobbies? Say why or why not. I'll say that again.

Do you like these different hobbies? Say why or why not.

All right? Now, talk together.

Candidates

.....
⌚ Allow a minimum of 1 minute (maximum of 2 minutes) before moving on to the following questions.

Interlocutor

Use as appropriate.
Ask each candidate at least one question.

Do you think ...
... playing computer games is boring?
... playing an instrument is difficult?
... playing football is fun?
... reading is interesting?
... painting/drawing is easy?

Optional prompts
Why?/Why not?

What do **you** think?

So, **A**, which of these hobbies do you like best?

And you, **B**, which of these hobbies do you like best?

Thank you. (Can I have the booklet, please?) Retrieve **Candidate** booklet.

Phase 2

Interlocutor

⌚ Allow up to 2 minutes.

Now, do you prefer to spend your free time alone or with other people, **B**? (Why?)


And what about you, **A**? (Do you prefer to spend your free time alone or with other people?) (Why?)

Which is more fun, playing sports or watching sports, **A**? (Why?)

And you, **B**? (Which is more fun, playing sports or watching sports?) (Why?)

Thank you. That is the end of the test.

Do you like these different hobbies?



Paired candidate format

Written prompts

For candidates using:

- Enlarged written prompts
- Braille prompts*

*Braille prompts will have the same wording as the enlarged written prompts.

Test 1

Part 1 (3-4 minutes)

Phase 1 Interlocutor

To both candidates Good morning / afternoon / evening.
Can I have your mark sheets, please?

Hand over the mark sheets to the Assessor.

I'm, and this is
He / She will just listen to us.

To Candidate A What's your name?

To Candidate B And what's your name?

Back-up prompts

	B , how old are you?	
<i>For UK, ask</i>	Where do you come from?	Are you from (Spain, etc.)?
<i>For Non-UK, ask</i>	Where do you live?	Do you live in ... (name of district / town etc.)?
	Thank you.	
	A , how old are you?	
<i>For UK, ask</i>	Where do you come from?	Are you from (Spain, etc.)?
<i>For Non-UK, ask</i>	Where do you live?	Do you live in ... (name of district / town etc.)?
	Thank you.	

Phase 2

Now, let's talk about **school**.

A, what subject do you like best?

What clothes do you wear to school?

B, what time do you finish school?

What do you eat after school?

Extended Response

Now, **A**, please tell me something about the homework you have to do.

Back-up prompts

Do you like maths?

Do you wear a uniform?

Do you finish school at 4 o'clock?

Do you eat snacks after school?

Back-up questions

Do you get a lot of homework every day?

Did you do any homework yesterday?

Do you like homework? (Why?/Why not?)

Now, let's talk about **home**.

B, who do you live with?

How many bedrooms are there in your house?

A, where do you watch TV at home?

What's your favourite room in your house?

Extended Response

Now, **B**, please tell me what you like doing at home.

Back-up prompts

Do you live with your family?

Are there three bedrooms in your house?

Do you watch TV in the kitchen?

Do you like your bedroom?

Back-up questions

Do you like cooking?

Do you play computer games?

Did you stay at home last weekend?

Part 2 (5-6 minutes)

Phase 1

Interlocutor

🕒 3-4 minutes

Now, in this part of the test you are going to talk together.

Place **Candidate** booklet, open at **Task 1**, in front of candidates. Allow candidates adequate time to read the task.

Here are some **different hobbies**.

Do you like these different hobbies? Say why or why not. I'll say that again.

Do you like these different hobbies? Say why or why not.

All right? Now, talk together.

Candidates

.....
🕒 Allow a minimum of 1 minute (maximum of 2 minutes) before moving on to the following questions.

Interlocutor

*Use as appropriate.
Ask each candidate
at least one question.*

- Do you think ...
- ... playing computer games is boring?
- ... playing an instrument is difficult?
- ... playing football is fun?
- ... reading is interesting?
- ... painting/drawing is easy?

*Optional prompts
Why?/Why not?

What do **you** think?*

So, **A**, which of these hobbies do you like best?

And you, **B**, which of these hobbies do you like best?

Thank you. (Can I have the booklet, please?) Retrieve **Part 2** booklet.

Phase 2

Interlocutor

🕒 Allow up to 2 minutes.

Now, do you prefer to spend your free time alone or with other people, **B**? (Why?)

And what about you, **A**? (Do you prefer to spend your free time alone or with other people?) (Why?)

Which is more fun, playing sports or watching sports, **A**? (Why?)

And you, **B**? (Which is more fun, playing sports or watching sports?) (Why?)

Thank you. That is the end of the test.

**Key for Schools
Paired format
Written prompts**

Do you like these different hobbies?

1. Playing computer games

2. Playing a musical instrument

3. Playing football

4. Reading

5. Painting