

Space Christmas



A. Before watching

1. The child should mime the different adjectives.

- a. You are **happy**.
- b. You are **angry**.
- c. You are **surprised**.
- d. You are **sad**.
- e. You are **sleepy**.

What am I learning?
Emotions and feelings

2. Ask, point and answer. The family can ask the questions and the children should point at the object (when appropriate) and answer.

- a. Do you like **Christmas**? Yes / No
- b. Do you like **presents**? Yes / No
- c. Do you like **aliens**? Yes / No
- d. Do you like **books**? Yes / No
- e. Do you like **stars**? Yes / No

What am I learning?
Expressing likes and dislikes



AIMING HIGH!
Extension activity for older children

Children answer with Yes, I do / No, I don't. Children can ask some questions and the rest of the family can answer.

Space Christmas



3. Simon says... Total Physical Response. When someone in the family says 'Simon says'... the children should follow the instructions and do the activity but when 'Simon says' is not mentioned they should stand still. If the children move, they are out of the game.

Simon says...

sit down

listen

open the door

smile

nod

dance

walk

What am I learning?

Activities



AIMING HIGH!

Extension activity for older children

Children say 'Simon says' and play the game with the rest of the family.

Space Christmas



B. While watching

4. Mime and say the word.



What am I learning?

Recognise and consolidate vocabulary related to feelings and emotions

5. What are the characters doing? Mime when you see the characters doing the activity and say the word.



What am I learning?

Recognise and consolidate vocabulary related to activities

Space Christmas



C. After watching

6. Look at the picture and point.



- Point to the **armchair**.
What colour is it?
- Point to the **window**.
Is it big? / Is it big or small?
- Point to the **rug**.
What colour is it?
- Point to the **table**.
How many tables are there?

What am I learning?

Vocabulary related to the house and Christmas, prepositions and to answer simple questions

Space Christmas



Now, cut out the flashcards and follow the instructions.

- e. Take the **garland**. Put the garland next to the armchair.
- f. Take the **bell**. Put the bell between the flowers and the robot.
- g. Take the **candle**. Put the candle on the table.
- h. Take the **present**. Put the present under the window.



AIMING HIGH!
Extension activity for older children

Use Picture A and Picture B and compare them.

Example: *Here the armchair is red but here the armchair is purple.*

Picture A



Space Christmas



Picture B



7. Reorder the letters.

a. _____

repnets

b. _____

tsra

c. _____

wwinod

d. _____

tere

What am I learning?

Writing and spelling

Christmas and house vocabulary



AIMING HIGH!
Extension activity for older children

Write the word again and say it.

Space Christmas



a. _____

repnets

a. _____

b. _____

tsra

b. _____

c. _____

wwinod


c. _____

d. _____

tere

d. _____


8. How many? Count, write and draw.



Six presents



Space Christmas



Three books



What am I learning?



Numbers and vocabulary related to the house and Christmas



Space Christmas




AIMING HIGH!
Extension activity for older children

Can you add up? Add up and write.

	+		=	_____
--	---	--	---	-------

	+		=	_____
---	---	---	---	-------

	+		=	_____
---	---	---	---	-------

	+		=	_____
---	---	---	---	-------

Space Christmas



9. Greetings! Listen and answer.

Good morning

Good afternoon

Good evening

Merry Christmas!

Hello / Hi

Goodbye / See you

What am I learning?

Developing listening

Greetings

Practise with your family and friends.

10. Listen, point and repeat.

- Angry Alien** is on the armchair.
- Elly** is in front of the window.
- Pocoyo** is next to the Christmas tree.
- Pato** is between Elly and Angry Alien.

What am I learning?

Prepositions and vocabulary related to the house and Christmas



Space Christmas



11. Listen to the [recording](#), look, point, count and colour.



Space Christmas



12. Match the opposites. Follow this link:

<https://wordwall.net/play/7218/533/219>



AIMING HIGH!
Extension activity for older children

Look at the words and say them.

13. Match Christmas vocabulary. Follow this link:

<https://wordwall.net/play/7221/630/564>

