

# Cambridge One教師用ガイド



## 【アクセスする前に以下をご確認ください】

1. スマートフォンでもアクセスできますが、音声ファイルなどリソースのダウンロードはパソコンをご利用ください。推奨ブラウザ：Google Chrome
2. ご登録の際、携帯電話会社のキャリアメール(.ne.jpなど)は使わないでください。



## 目次

1. Cambridge Oneへの新規登録（教師用）
2. My Library & Learning Materials
3. Activation Codeの入力と起動方法/  
Test Generatorダウンロード
4. クラスの作成とAssignmentsの設定・使い方  
(学習者がStudent's Book with Practice Extra/Digital Packを使用する場合のみご利用いただけます)
5. Presentation Plusのダウンロード・使い方  
(シリーズによって別途ご購入が必要な場合があります)
6. Cambridge One Desktop App  
(ダウンロード及びコンテンツ追加方法)

### 1. Cambridge Oneへの新規登録

<https://www.cambridgeone.org/home>  
にアクセスし「Sign up」をクリックしてください。



#### 1-1.

- ①「Teacher」を選びます。
  - ②講師用アカウントを作成したいか確認画面が出ますので、「Yes, continue」を選びます。
  - ③必要な情報を全て英語で入力後、利用規約をご確認の上、「I accept the Privacy notice and Terms of use」に✓を入れ「Sign up」ボタンをクリックします。
- ※Eメールアドレスご登録の際、携帯電話のキャリアのメール(.ne.jpなど)はご使用をお控えください。

1

Sign up  
Select your role

Important: You can only choose one role. If you need to sign up for two roles (for example, as a teacher and a parent), you will need two separate accounts with different email addresses

☐ Learner

☒ Teacher

Sign up as a teacher if you teach classes and mark student work  
Also choose a teacher account if you want to

- create an account for your school
- have admin access to your school account

☐ Parent

Next >

2

You cannot change your role later on

You have selected  
Teacher

Please check this is the right role

3

Sign up as a teacher

with

☒ Email address

or

☐ School account

First name  
名前 (ローマ字)

Last name  
苗字 (ローマ字)

Work email  
Eメールアドレス

Password  
パスワード

Your country  
Japan

☒ I accept the Privacy notice and Terms of use

☐ Please send me email updates

Have an account already? [Login](#)

- ④確認用のメールが登録されたメールアドレスに送信されますので、正しいメールアドレスが入力されているかご確認ください。また、迷惑メールフォルダに入ることもありますので併せてご確認ください。

4

Verify your email

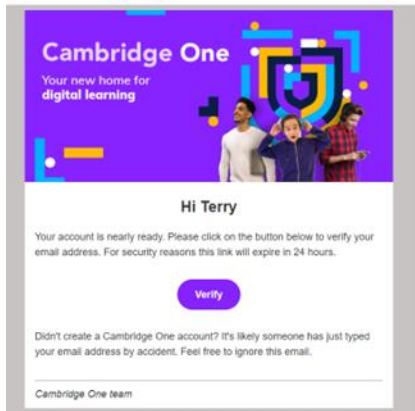
Almost there! A verification link has been sent to [@gmail.com](#)  
For security reasons this will expire in 24 hours

[Need help?](#)

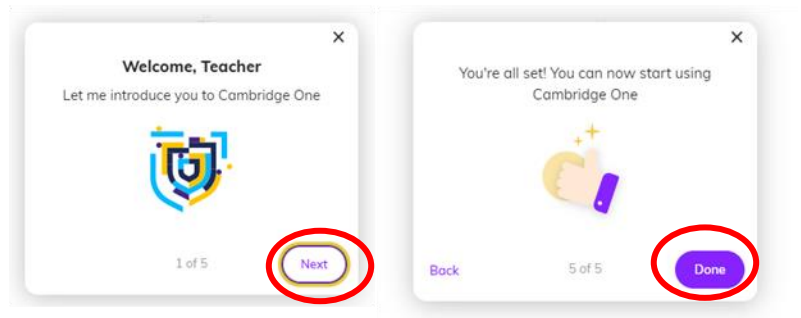
●メールを受信できなかった場合やメール本文の文字が見えない場合は、英語でテクニカルサポートチームにお問合せください。  
[ptsupport@cambridge.org](mailto:ptsupport@cambridge.org)

## 1-2.

「Verify」をクリックします。  
※このメールは**24時間**のみ有効です。

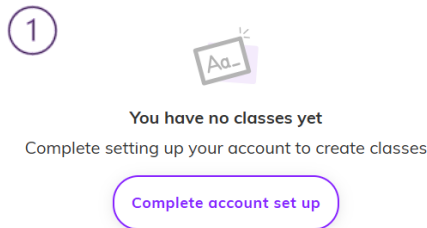


「Verify」ボタンをクリックすると、Cambridge Oneの機能を紹介するウィンドウが表示されます。「Next」ボタンをクリックして進んでください。紹介画面が終了したら、「Done」ボタンを押してください。



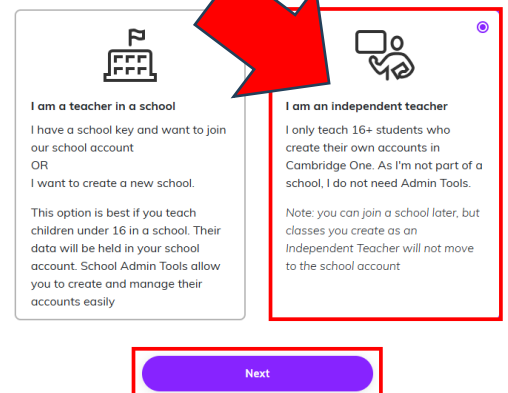
## 1-3.

- ① 「Complete account set up」をクリックします。
- ② 次の画面で「I am an independent teacher」を選び、「Next」を選びます。  
※管理者または学校からSchool codeを受け取っている場合のみ「I am a teacher in a school」を選択します。



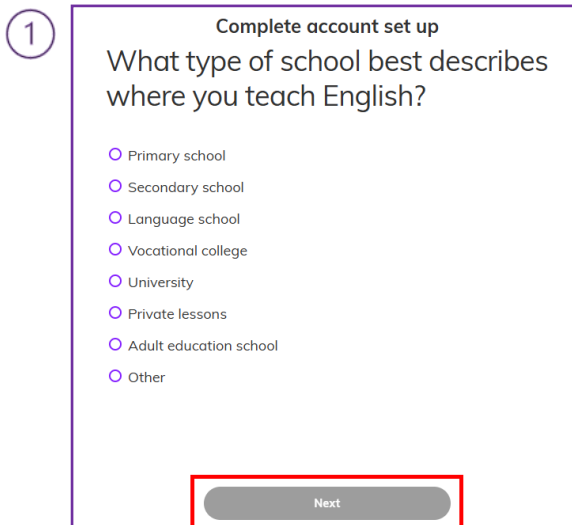
2

Complete account set up  
Which type of account best describes you?

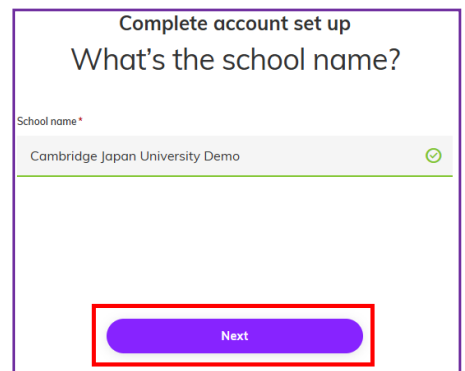


## 1-4.

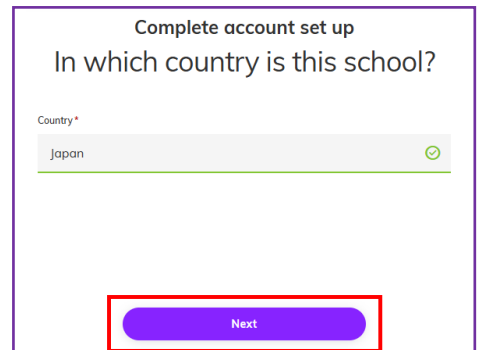
- ① 小学校、中学校、高校、大学などご所属先を選び、「Next」をクリックしてください。
- ② 勤務先の名前をローマ字で入力後、「Next」をクリックしてください。
- ③ 学校が所在する国を選択し、「Next」をクリックしてください。



2



3



### 1-5. アカウント設定を完了

詳細を確認して「**Complete account set up**」をクリックします。

これでアカウントの作成は完了です。  
「**Go to dashboard**」をクリックします。

Here are your details:

Your name

Terry Henry

Name of your school

Cambridge Japan University Demo

Your country

Japan

Complete account set up

Complete account set up

Success!

You now have a teacher account with Cambridge One and can create classes and track your students' progress

You can join a school later if you wish

Go to dashboard

## 2. My Library & Learning Materials

「**My library**」をクリックし、使われる教材名を入力して検索するか、画面下へスクロールダウンし、教材表紙のアイコンを探してクリックします。

CAMBRIDGE

Help

My classes

My library

My training

Search my library

Filter

Activate materials

My Bookmarks

All the products you have activated and/or added to a class are automatically added here.

American Empower Starter Split A

American Empower Starter Split B

American Empower Elementary

American Empower Advanced

Empower Second Edition Advanced

Empower Second Edition, Advanced, Combo A

Show all

UNLOCK

Unlock Listening, Speaking & Critical Thinking

Get your students thinking critically. A six-level skills-based English course.

Includes:

Teacher's Resources

Presentation Plus

\*See individual levels for details

UNLOCK

Unlock Listening, Speaking & Critical Thinking 1

UNLOCK

Unlock Listening, Speaking & Critical Thinking 2

UNLOCK

Unlock Listening, Speaking & Critical Thinking 2 (sample)

UNLOCK

Unlock Listening, Speaking & Critical Thinking 3

UNLOCK

Unlock Listening, Speaking & Critical Thinking 4

UNLOCK

Unlock Listening, Speaking & Critical Thinking 5

クリックすると  
Bookmarkに追加  
することができます

2-1. Learning Materials のアクセス方法


「My library」の中から教材の表紙をクリックすると、先ほどのステップで追加した教材が表示されます。

My classes


**My library**

My training

My bookmarks




EVOLVE Level 1



Interchange Fifth Edition Level 1


Online materials include the Digital Workbook, Presentation Plus, Testing Program, and Teacher's Resources.



Unlock Listening, Speaking & Critical Thinking 1

Learning materials: Presentation Plus, Digital Workbook with Videos, Digital Classroom Material, Teacher and Student's Resources.

2-2.  
ここでは例として *Evolve*, *Unlock 2nd edition* と *Interchange 5th Edition* 及び *Unlock Listening & Speaking of Learning Materials* をご紹介しますが、教材ごとに収録されている Learning materials は異なりますのでご注意ください。




EVOLVE Level 1

A1 Adult

EVOLVE (A1 Level) contains a Digital Workbook, Class Audio and Workbook audio download, Test Generator, and Presentation Plus.


Learning materials

+ Activate materials




Digital Workbook (Practice Extra)

Access mobile-friendly homework activities for students.



Audio


Download and easily access all audio files from the listening activities in the Student's Book.



Test Generator

Download the tool to instantly generate ready-made tests or create custom tests.


Activate



Presentation Plus


Classroom presentation software. NOTE: Please choose Download and use offline in order to save notes, annotations, and attachments.

Activate



Teacher Resources

Download the zip file containing the Placement Test, CEFR Guide, Teacher Development Reading Extracts and acknowledgements.



Video

Drama and documentary video with accompanying activities in your Video Resource Book.

①Practice Extra\*

\*生徒がstudent's book with Practice extraまたはStudent's book with Digital workbook (Digital pack) を使用する場合にはのみ利用が可能です。先生が課題を指定し、学習者の進捗状況を確認することができます。

②Audio

クラスで使う音声をダウンロードいただけます。

③Test Generator

各種テストをダウンロードいただけます。Teacher's Manual に付属のAccess codeを使ってダウンロードしてください。

④Presentation Plus\*

教材をプロジェクターなどに投影し、使用する際に用いるソフトウェアです。  
\*教材によっては別途Activation Codeの購入が必要になります。

⑤Teacher Resources

先生方が使える各種リソースをダウンロードいただけます。

⑥Video

クラスで使う動画をご覧いただけます。

4



# Interchange Fifth Edition Level 1

Online materials for Interchange include the Digital Workbook, Presentation Plus, Testing Program, and Teacher Resources (Teacher's Edition, worksheets, class audio, and video program).

## Learning materials



### Presentation Plus

Classroom presentation software. NOTE: Please choose Download and use offline in order to save notes, annotations, and attachments.

### ① Presentation Plus\*

教材をプロジェクタなどに投影し、使用する際に用いるソフトウェアです。

\*教材によっては別途Activation Codeの購入が必要です。



### Testing Program

Testing material includes placement test, written and oral quizzes, midterm and final tests.

### ② Testing Program

テスト・クイズ等をダウンロードいただけます。



### Teacher's Resources

Support material includes Teacher's Edition, class audio, video program, and worksheets.

### ③ Teacher's Resources

先生用の様々なリソースをダウンロードいただけます。



### Digital Workbook

Additional activities for students to practice and assess their mastery of the language and skills.

### ④ Digital Workbook

学習者のためのオンラインワークブックです。



# Unlock Listening, Speaking & Critical Thinking 1

Presentation Plus, Digital Workbook with Videos, Digital Classroom Material, Teacher Resources and Student's Resources.

## Learning materials



### Digital Workbook with Videos

Provides extension activities to further practise the language and skills learnt.

### ① Digital Workbook with Videos

学習者のためのオンラインワークブックとビデオです。



### Digital Classroom Material

Extra speaking, language and Critical thinking activities for each unit.

### ② Digital Classroom Material

授業中にご利用いただけるオンラインアクティビティです。



### Reference Bank

Provides a useful bank of language and skills reference informed by our exclusive Corpus research.

### ③ Reference Bank

コーパスリサーチに基づいたレファレンスなどリソースをダウンロードいただけます。



### Presentation Plus

Classroom presentation software. NOTE: Please choose Download and use offline in order to save notes, annotations and attachments.

### ④ Presentation Plus\*

教材をプロジェクタなどに投影し、使用する際に用いるソフトウェアです。

\*教材に別途Activation Codeの購入が必要です。



### Teacher's Resources

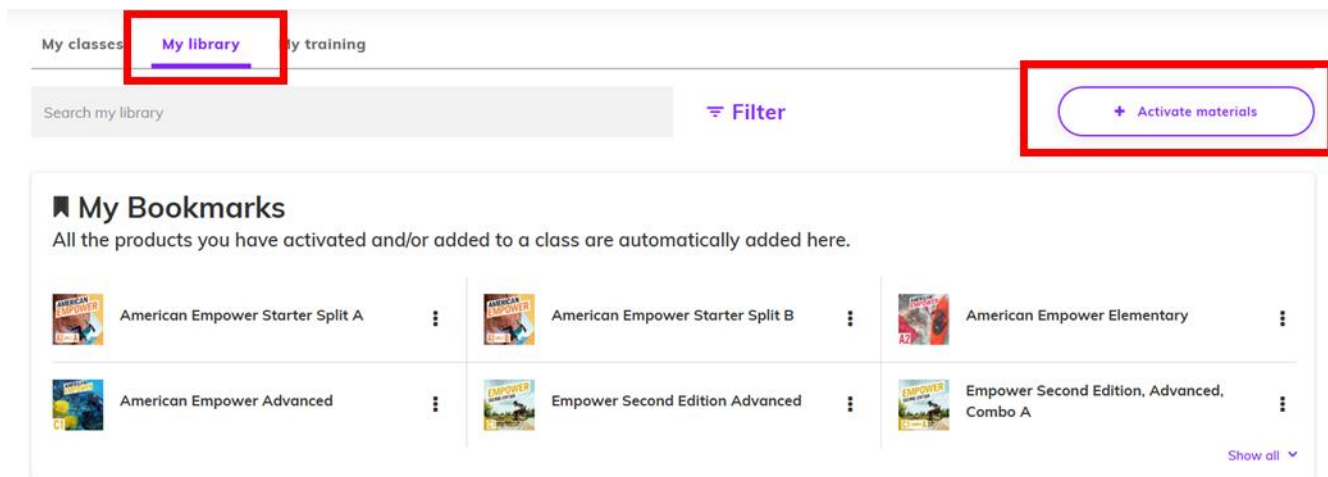
Download and easily access all Teacher's Resources

### ⑤ Teacher's Resources\*

先生用サポート資料をダウンロードいただけます。

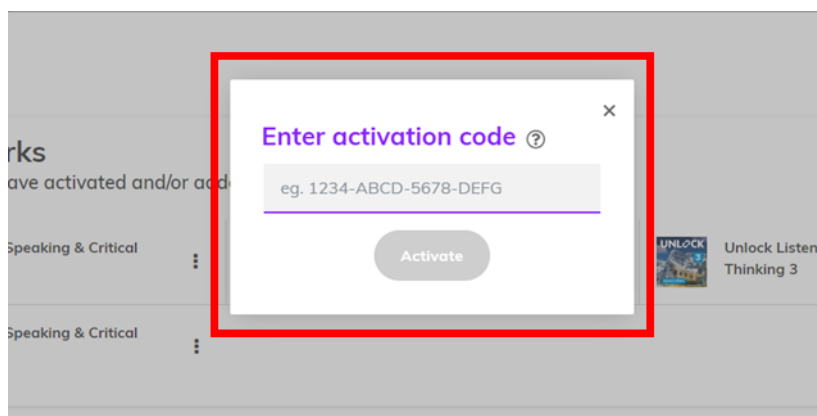
### 3. Activation Codeの入力と起動

「My library」をクリックし、「+ Activate materials」をクリックします。Presentation Plus, Teacher Resource, Test Generator等のActivation Codeの際にご利用ください。



#### 3-1.

Activation Codeを入力し「Activate」をクリックします。



#### Note:

コード入力後、ローディングが上手くいかずクルクル表示が続く場合は、ブラウザをリフレッシュするか、一度ログアウトして再登録をしてください。




## 4. クラスの作成とAssignmentsの設定・使い方

先生がCambridge One上でクラスを作成し、生徒もCambridge One上で教材付属のactivation codeを使用しアカウントをクラスに紐づけることで、先生が課題を与えたり、生徒の進捗状況をオンライン上で確認することができます。

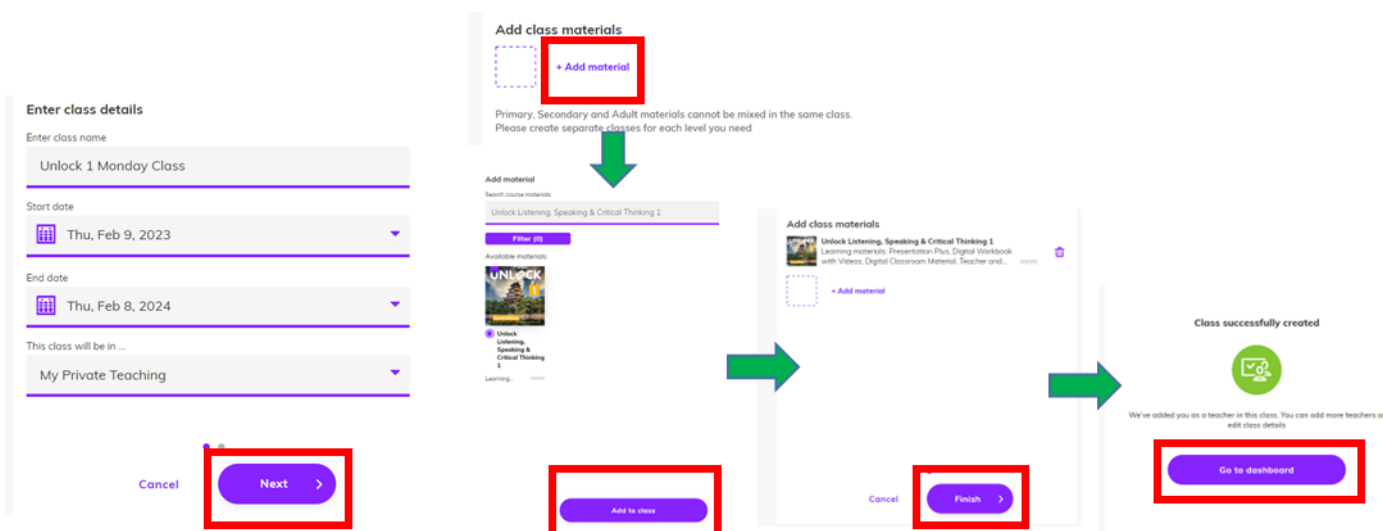
この機能を使用するためには、生徒は「Student's Book with Practice Extra」もしくは「Student's Book with Digital Pack」と記載がある教材を使う必要があります。

初めにクラスを作ります。「My classes」を選び、「+ Create new class」をクリックします。



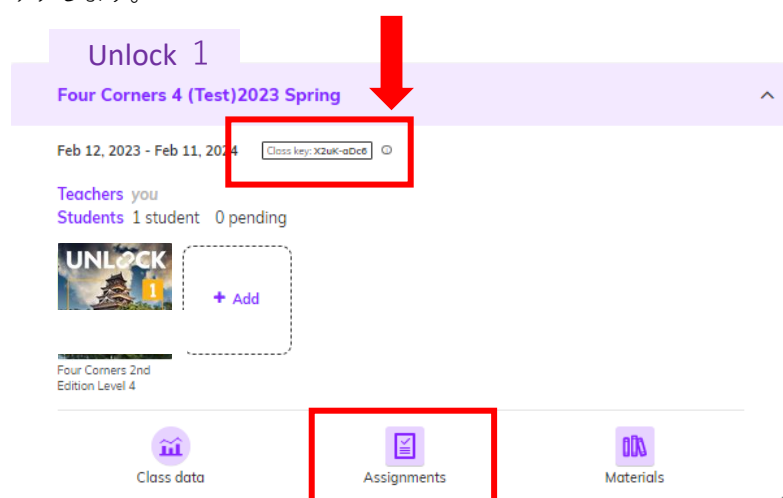
### 4-1.

クラスの名前や開始時期、終了時期など必要な情報を入力し「Next」をクリックします。



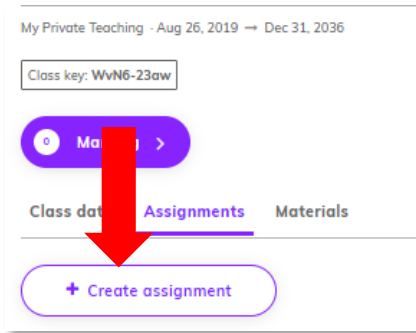
### 4-2.

生徒をクラスに招待するために、赤で囲まれたClass Keyを生徒に共有してください。生徒は教材に付属のPractice ExtraのコードとClass Keyを紐づけてクラスに参加します。課題を指定する場合は、「Assignments」をクリックします。

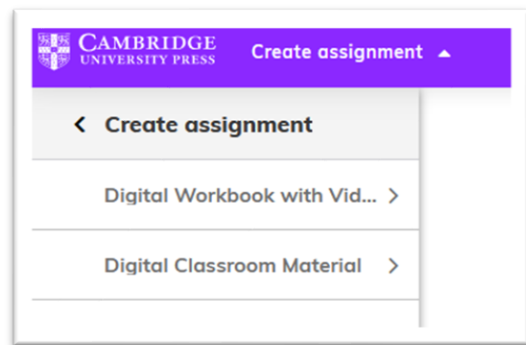


#### 4-3.

「+ Create assignments」を選びます。

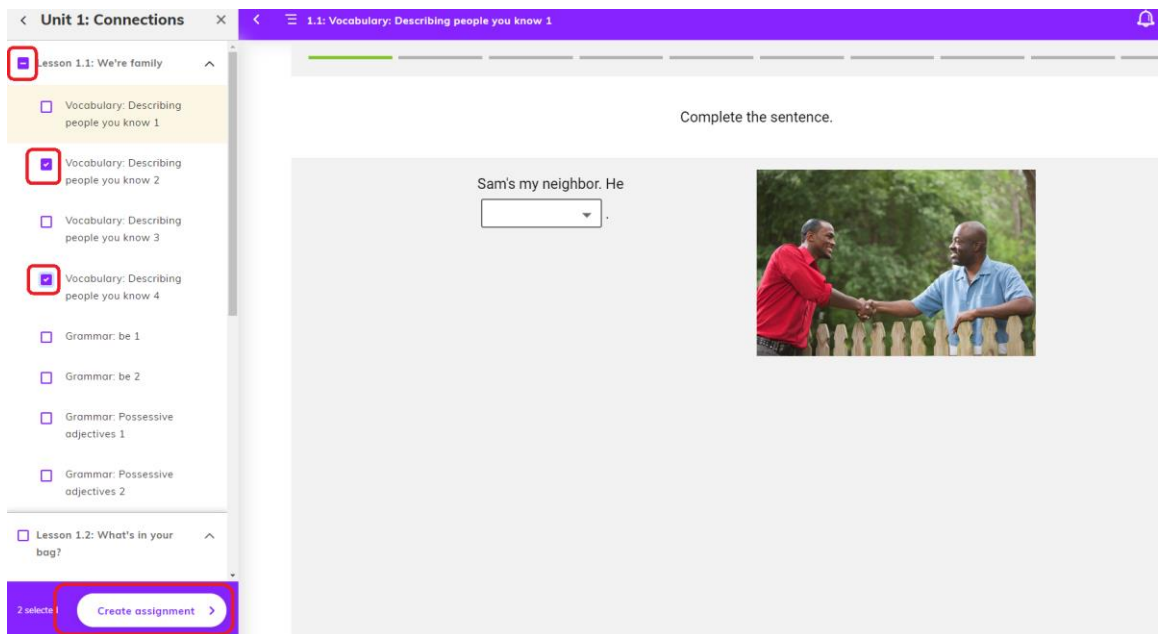


コンテンツを選択します。  
(下の画像はUnlock 2nd Editionのコンテンツ  
を例として使用しています。)




#### 4-4.

全てのUnit、またはUnit内でタスクを選び、最後に「Create assignment」をクリックします。その後、課題名と締め切りを設定します。



#### 4-5.

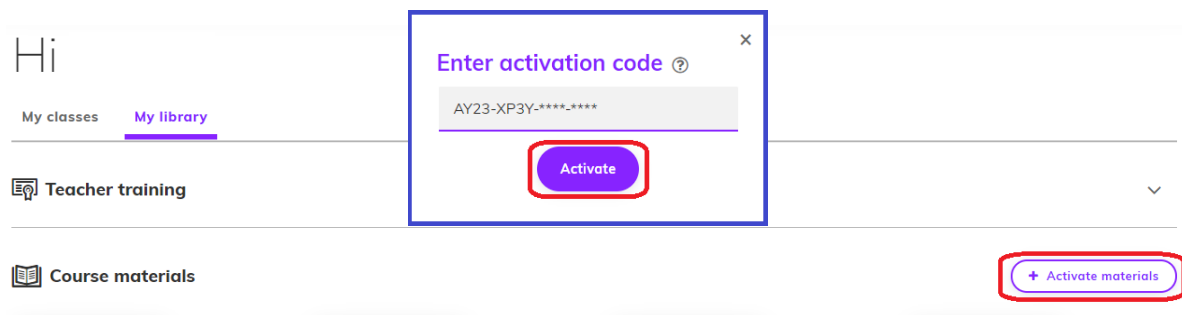
設定した課題を確認したり、生徒が課題に取り組んでいるかを確認するには、上記4-3の「Assignments」を選び、「Marking」をクリックしてください。





## 5. Presentation Plusのダウンロードと使い方 (教材によって、別途ご購入が必要な場合があります)

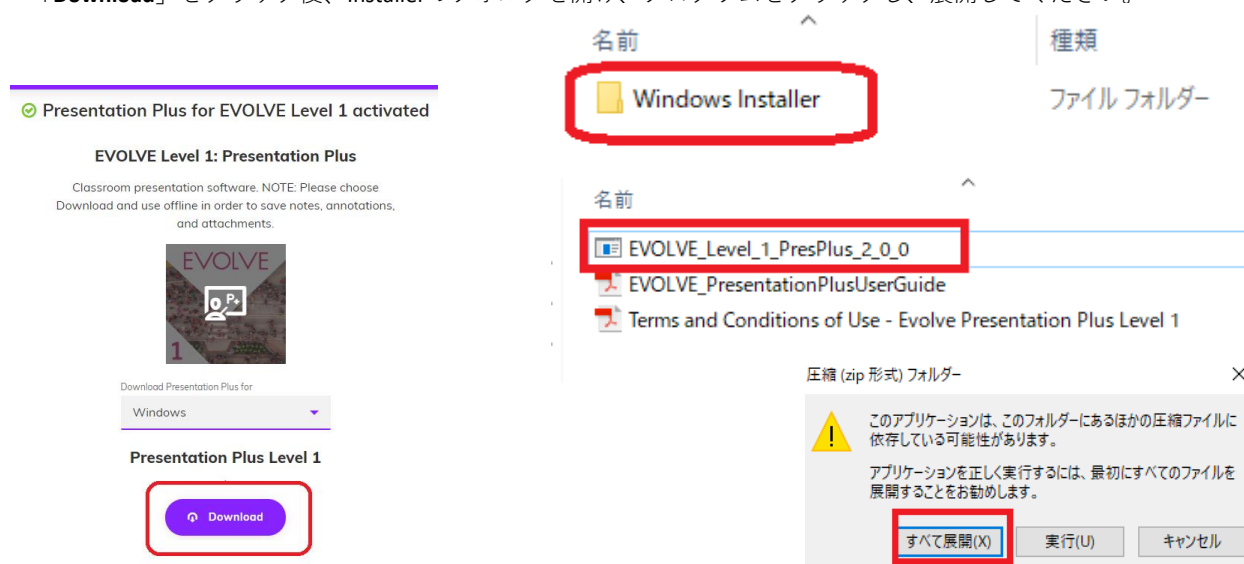
画面右の「**Activate materials**」をクリックし、購入時に入手したActivation codeをご入力ください。



### 5-1.

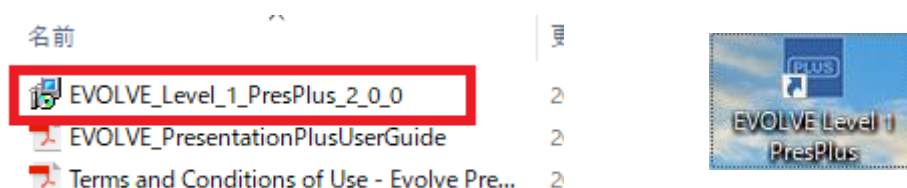
ここでは、Evolveを例として説明します

「**Download**」をクリック後、Installerのフォルダを開け、プログラムをクリックし、展開してください。



### 5-2.

展開されたプログラムが表示されます。クリックし、プログラムをインストールしてください。インストール終了後、デスクトップにEvolve Presentation Plusのショートカットが作成されます。こちらをクリックしご利用ください。



## Presentation Plusの使い方

Student's Book   Workbook   Videos   Games   Resources   Links

### 2.1 A FAMILY PARTY

LESSON OBJECTIVE  
■ talk about your family

#### 1 LANGUAGE IN CONTEXT

1.1 Listen and repeat. How old are David and Emily?  
Elizabeth One and Elizabeth Two?

1.16 Audio script

Are your children here?  
Yes, my son. He's eight. And the girl is my daughter. She's ten.  
My husband isn't here.  
Here's my grandmother. She's 86.  
Sara.  
Sara. I'm Elizabeth.  
Nice to meet you. Are you both Elizabeths?  
Liz: Yes, we are! With friends, I'm Liz. But in my family, she's Elizabeth One, and I'm Elizabeth Two!

REGISTER CHECK

Some words for family are formal and informal. Use formal words at work. Use informal words with friends and family.

Formal	Informal
grandfather	grandpa
grandmother	grandma
father	dad

1.17 Listen and repeat the words in the family tree.

Read the sentences below about Liz and her family. Then complete the family tree with the names in **bold**.

- Liz = sister of Marcus.
- Kyle = uncle of Liz.
- Tim = cousin of Liz.
- John = grandfather of Liz.
- Anna = wife of Paul.

Complete the table with words from the family tree. Then listen and check.

Singular (1 person)	Plural (2+ people)
child	cousins
	wives

PAIR WORK Make three more sentences about the people in the family tree. Then compare with a partner.

12

11 eleven   12 twelve   13 thirteen   14 fourteen   15 fifteen   16 sixteen   17 seventeen   18 eighteen   19 nineteen   20 twenty   21 twenty-one   22 twenty-two   23 twenty-three   24 twenty-four   25 twenty-five   26 twenty-six   27 twenty-seven   28 twenty-eight   29 twenty-nine   30 thirty   31 thirty-one   32 thirty-two   33 thirty-three   34 thirty-four   35 thirty-five   36 thirty-six   37 thirty-seven   38 thirty-eight   39 thirty-nine   40 forty   41 forty-one   42 forty-two   43 forty-three   44 forty-four   45 forty-five   46 forty-six   47 forty-seven   48 forty-eight   49 forty-nine   50 fifty   51 fifty-one   52 fifty-two   53 fifty-three   54 fifty-four   55 fifty-five   56 fifty-six   57 fifty-seven   58 fifty-eight   59 fifty-nine   60 sixty   61 sixty-one   62 sixty-two   63 sixty-three   64 sixty-four   65 sixty-five   66 sixty-six   67 sixty-seven   68 sixty-eight   69 sixty-nine   70 seventy   71 seventy-one   72 seventy-two   73 seventy-three   74 seventy-four   75 seventy-five   76 seventy-six   77 seventy-seven   78 seventy-eight   79 seventy-nine   80 eighty   81 eighty-one   82 eighty-two   83 eighty-three   84 eighty-four   85 eighty-five   86 eighty-six   87 eighty-seven   88 eighty-eight   89 eighty-nine   90 ninety   91 ninety-one   92 ninety-two   93 ninety-three   94 ninety-four   95 ninety-five   96 ninety-six   97 ninety-seven   98 ninety-eight   99 ninety-nine   100 one hundred

Write the numbers. Then listen and repeat.

Use the sentences in the grammar box to help you.

is / are in statements and yes/no questions

Are your children here?  
Yes, they are.  
He's my son (s = is). He's eight.  
She's my daughter. She's ten.

Is he your husband?  
No, he's my brother Marcus.  
Are you both Elizabeths?  
Yes, we are.

Complete the sentences.

This is my sister.   23.

2 A   your parents Colombian?   B Yes,   .

3 This   my grandfather.   88.

4 A   your mother at home?   B Yes,   .

5 We   Russian. We live in Moscow.

Match the questions with the answers.

1 Are your parents American?   2 Are you 21?   3 Is your best friend in class?   4 Is your teacher Canadian?

Now go to page 129. Look at the exercises for 2.1 on page 141.

#### 2 VOCABULARY: Family; numbers

1.17 Listen and repeat the words in the family tree.

Read the sentences below about Liz and her family. Then complete the family tree with the names in **bold**.

- Liz = sister of Marcus.
- Kyle = uncle of Liz.
- Tim = cousin of Liz.
- John = grandfather of Liz.
- Anna = wife of Paul.

Complete the table with words from the family tree. Then listen and check.

Singular (1 person)	Plural (2+ people)
child	cousins
	wives

PAIR WORK Make three more sentences about the people in the family tree. Then compare with a partner.

12

11 eleven   12 twelve   13 thirteen   14 fourteen   15 fifteen   16 sixteen   17 seventeen   18 eighteen   19 nineteen   20 twenty   21 twenty-one   22 twenty-two   23 twenty-three   24 twenty-four   25 twenty-five   26 twenty-six   27 twenty-seven   28 twenty-eight   29 twenty-nine   30 thirty   31 thirty-one   32 thirty-two   33 thirty-three   34 thirty-four   35 thirty-five   36 thirty-six   37 thirty-seven   38 thirty-eight   39 thirty-nine   40 forty   41 forty-one   42 forty-two   43 forty-three   44 forty-four   45 forty-five   46 forty-six   47 forty-seven   48 forty-eight   49 forty-nine   50 fifty   51 fifty-one   52 fifty-two   53 fifty-three   54 fifty-four   55 fifty-five   56 fifty-six   57 fifty-seven   58 fifty-eight   59 fifty-nine   60 sixty   61 sixty-one   62 sixty-two   63 sixty-three   64 sixty-four   65 sixty-five   66 sixty-six   67 sixty-seven   68 sixty-eight   69 sixty-nine   70 seventy   71 seventy-one   72 seventy-two   73 seventy-three   74 seventy-four   75 seventy-five   76 seventy-six   77 seventy-seven   78 seventy-eight   79 seventy-nine   80 eighty   81 eighty-one   82 eighty-two   83 eighty-three   84 eighty-four   85 eighty-five   86 eighty-six   87 eighty-seven   88 eighty-eight   89 eighty-nine   90 ninety   91 ninety-one   92 ninety-two   93 ninety-three   94 ninety-four   95 ninety-five   96 ninety-six   97 ninety-seven   98 ninety-eight   99 ninety-nine   100 one hundred

Write the numbers. Then listen and repeat.

Use the sentences in the grammar box to help you.

is / are in statements and yes/no questions

Are your children here?  
Yes, they are.  
He's my son (s = is). He's eight.  
She's my daughter. She's ten.

Is he your husband?  
No, he's my brother Marcus.  
Are you both Elizabeths?  
Yes, we are.

Complete the sentences.

This is my sister.   23.

2 A   your parents Colombian?   B Yes,   .

3 This   my grandfather.   88.

4 A   your mother at home?   B Yes,   .

5 We   Russian. We live in Moscow.

Match the questions with the answers.

1 Are your parents American?   2 Are you 21?   3 Is your best friend in class?   4 Is your teacher Canadian?

Now go to page 129. Look at the exercises for 2.1 on page 141.

#### 3 SPEAKING

1.17 Listen and repeat the words in the family tree.

Read the sentences below about Liz and her family. Then complete the family tree with the names in **bold**.

- Liz = sister of Marcus.
- Kyle = uncle of Liz.
- Tim = cousin of Liz.
- John = grandfather of Liz.
- Anna = wife of Paul.

Complete the table with words from the family tree. Then listen and check.

Singular (1 person)	Plural (2+ people)
child	cousins
	wives

PAIR WORK Make three more sentences about the people in the family tree. Then compare with a partner.

12

11 eleven   12 twelve   13 thirteen   14 fourteen   15 fifteen   16 sixteen   17 seventeen   18 eighteen   19 nineteen   20 twenty   21 twenty-one   22 twenty-two   23 twenty-three   24 twenty-four   25 twenty-five   26 twenty-six   27 twenty-seven   28 twenty-eight   29 twenty-nine   30 thirty   31 thirty-one   32 thirty-two   33 thirty-three   34 thirty-four   35 thirty-five   36 thirty-six   37 thirty-seven   38 thirty-eight   39 thirty-nine   40 forty   41 forty-one   42 forty-two   43 forty-three   44 forty-four   45 forty-five   46 forty-six   47 forty-seven   48 forty-eight   49 forty-nine   50 fifty   51 fifty-one   52 fifty-two   53 fifty-three   54 fifty-four   55 fifty-five   56 fifty-six   57 fifty-seven   58 fifty-eight   59 fifty-nine   60 sixty   61 sixty-one   62 sixty-two   63 sixty-three   64 sixty-four   65 sixty-five   66 sixty-six   67 sixty-seven   68 sixty-eight   69 sixty-nine   70 seventy   71 seventy-one   72 seventy-two   73 seventy-three   74 seventy-four   75 seventy-five   76 seventy-six   77 seventy-seven   78 seventy-eight   79 seventy-nine   80 eighty   81 eighty-one   82 eighty-two   83 eighty-three   84 eighty-four   85 eighty-five   86 eighty-six   87 eighty-seven   88 eighty-eight   89 eighty-nine   90 ninety   91 ninety-one   92 ninety-two   93 ninety-three   94 ninety-four   95 ninety-five   96 ninety-six   97 ninety-seven   98 ninety-eight   99 ninety-nine   100 one hundred

Write the numbers. Then listen and repeat.

Use the sentences in the grammar box to help you.

is / are in statements and yes/no questions

Are your children here?  
Yes, they are.  
He's my son (s = is). He's eight.  
She's my daughter. She's ten.

Is he your husband?  
No, he's my brother Marcus.  
Are you both Elizabeths?  
Yes, we are.

Complete the sentences.

This is my sister.   23.

2 A   your parents Colombian?   B Yes,   .

3 This   my grandfather.   88.

4 A   your mother at home?   B Yes,   .

5 We   Russian. We live in Moscow.

Match the questions with the answers.

1 Are your parents American?   2 Are you 21?   3 Is your best friend in class?   4 Is your teacher Canadian?

Now go to page 129. Look at the exercises for 2.1 on page 141.

1.17 Listen and repeat the words in the family tree.

Read the sentences below about Liz and her family. Then complete the family tree with the names in **bold**.

- Liz = sister of Marcus.
- Kyle = uncle of Liz.
- Tim = cousin of Liz.
- John = grandfather of Liz.
- Anna = wife of Paul.

Complete the table with words from the family tree. Then listen and check.

Singular (1 person)	Plural (2+ people)
child	cousins
	wives

PAIR WORK Make three more sentences about the people in the family tree. Then compare with a partner.

12

11 eleven   12 twelve   13 thirteen   14 fourteen   15 fifteen   16 sixteen   17 seventeen   18 eighteen   19 nineteen   20 twenty   21 twenty-one   22 twenty-two   23 twenty-three   24 twenty-four   25 twenty-five   26 twenty-six   27 twenty-seven   28 twenty-eight   29 twenty-nine   30 thirty   31 thirty-one   32 thirty-two   33 thirty-three   34 thirty-four   35 thirty-five   36 thirty-six   37 thirty-seven   38 thirty-eight   39 thirty-nine   40 forty   41 forty-one   42 forty-two   43 forty-three   44 forty-four   45 forty-five   46 forty-six   47 forty-seven   48 forty-eight   49 forty-nine   50 fifty   51 fifty-one   52 fifty-two   53 fifty-three   54 fifty-four   55 fifty-five   56 fifty-six   57 fifty-seven   58 fifty-eight   59 fifty-nine   60 sixty   61 sixty-one   62 sixty-two   63 sixty-three   64 sixty-four   65 sixty-five   66 sixty-six   67 sixty-seven   68 sixty-eight   69 sixty-nine   70 seventy   71 seventy-one   72 seventy-two   73 seventy-three   74 seventy-four   75 seventy-five   76 seventy-six   77 seventy-seven   78 seventy-eight   79 seventy-nine   80 eighty   81 eighty-one   82 eighty-two   83 eighty-three   84 eighty-four   85 eighty-five   86 eighty-six   87 eighty-seven   88 eighty-eight   89 eighty-nine   90 ninety   91 ninety-one   92 ninety-two   93 ninety-three   94 ninety-four   95 ninety-five   96 ninety-six   97 ninety-seven   98 ninety-eight   99 ninety-nine   100 one hundred

Write the numbers. Then listen and repeat.

Use the sentences in the grammar box to help you.

is / are in statements and yes/no questions

Are your children here?  
Yes, they are.  
He's my son (s = is). He's eight.  
She's my daughter. She's ten.

Is he your husband?  
No, he's my brother Marcus.  
Are you both Elizabeths?  
Yes, we are.

Complete the sentences.

This is my sister.   23.

2 A   your parents Colombian?   B Yes,   .

3 This   my grandfather.   88.

4 A   your mother at home?   B Yes,   .

5 We   Russian. We live in Moscow.

Match the questions with the answers.

1 Are your parents American?   2 Are you 21?   3 Is your best friend in class?   4 Is your teacher Canadian?

Now go to page 129. Look at the exercises for 2.1 on page 141.

1.17 Listen and repeat the words in the family tree.

Read the sentences below about Liz and her family. Then complete the family tree with the names in **bold**.

- Liz = sister of Marcus.
- Kyle = uncle of Liz.
- Tim = cousin of Liz.
- John = grandfather of Liz.
- Anna = wife of Paul.

Complete the table with words from the family tree. Then listen and check.

Singular (1 person)	Plural (2+ people)
child	cousins
	wives

PAIR WORK Make three more sentences about the people in the family tree. Then compare with a partner.

12

11 eleven   12 twelve   13 thirteen   14 fourteen   15 fifteen   16 sixteen   17 seventeen   18 eighteen   19 nineteen   20 twenty   21 twenty-one   22 twenty-two   23 twenty-three   24 twenty-four   25 twenty-five   26 twenty-six   27 twenty-seven   28 twenty-eight   29 twenty-nine   30 thirty   31 thirty-one   32 thirty-two   33 thirty-three   34 thirty-four   35 thirty-five   36 thirty-six   37 thirty-seven   38 thirty-eight   39 thirty-nine   40 forty   41 forty-one   42 forty-two   43 forty-three   44 forty-four   45 forty-five   46 forty-six   47 forty-seven   48 forty-eight   49 forty-nine   50 fifty   51 fifty-one   52 fifty-two   53 fifty-three   54 fifty-four   55 fifty-five   56 fifty-six   57 fifty-seven   58 fifty-eight   59 fifty-nine   60 sixty   61 sixty-one   62 sixty-two   63 sixty-three   64 sixty-four   65 sixty-five   66 sixty-six   67 sixty-seven   68 sixty-eight   69 sixty-nine   70 seventy   71 seventy-one   72 seventy-two   73 seventy-three   74 seventy-four   75 seventy-five   76 seventy-six   77 seventy-seven   78 seventy-eight   79 seventy-nine   80 eighty   81 eighty-one   82 eighty-two   83 eighty-three   84 eighty-four   85 eighty-five   86 eighty-six   87 eighty-seven   88 eighty-eight   89 eighty-nine   90 ninety   91 ninety-one   92 ninety-two   93 ninety-three   94 ninety-four   95 ninety-five   96 ninety-six   97 ninety-seven   98 ninety-eight   99 ninety-nine   100 one hundred

Write the numbers. Then listen and repeat.

Use the sentences in the grammar box to help you.

is / are in statements and yes/no questions

Are your children here?  
Yes, they are.  
He's my son (s = is). He's eight.  
She's my daughter. She's ten.

Is he your husband?  
No, he's my brother Marcus.  
Are you both Elizabeths?  
Yes, we are.

Complete the sentences.

This is my sister.   23.

2 A   your parents Colombian?   B Yes,   .

3 This   my grandfather.   88.

4 A   your mother at home?   B Yes,   .

5 We   Russian. We live in Moscow.

Match the questions with the answers.

1 Are your parents American?   2 Are you 21?   3 Is your best friend in class?   4 Is your teacher Canadian?

Now go to page 129. Look at the exercises for 2.1 on page 141.

1.17 Listen and repeat the words in the family tree.

Read the sentences below about Liz and her family. Then complete the family tree with the names in **bold**.

- Liz = sister of Marcus.
- Kyle = uncle of Liz.
- Tim = cousin of Liz.
- John = grandfather of Liz.
- Anna = wife of Paul.

Complete the table with words from the family tree. Then listen and check.

Singular (1 person)	Plural (2+ people)
child	cousins
	wives

PAIR WORK Make three more sentences about the people in the family tree. Then compare with a partner.

12

11 eleven   12 twelve   13 thirteen   14 fourteen   15 fifteen   16 sixteen   17 seventeen   18 eighteen   19 nineteen   20 twenty   21 twenty-one   22 twenty-two   23 twenty-three   24 twenty-four   25 twenty-five   26 twenty-six   27 twenty-seven   28 twenty-eight   29 twenty-nine   30 thirty   31 thirty-one   32 thirty-two   33 thirty-three   34 thirty-four   35 thirty-five   36 thirty-six   37 thirty-seven   38 thirty-eight   39 thirty-nine   40 forty   41 forty-one   42 forty-two   43 forty-three   44 forty-four   45 forty-five   46 forty-six   47 forty-seven   48 forty-eight   49 forty-nine   50 fifty   51 fifty-one   52 fifty-two   53 fifty-three   54 fifty-four   55 fifty-five   56 fifty-six   57 fifty-seven   58 fifty-eight   59 fifty-nine   60 sixty   61 sixty-one   62 sixty-two   63 sixty-three   64 sixty-four   65 sixty-five   66 sixty-six   67 sixty-seven   68 sixty-eight   69 sixty-nine   70 seventy   71 seventy-one   72 seventy-two   73 seventy-three   74 seventy-four   75 seventy-five   76 seventy-six   77 seventy-seven   78 seventy-eight   79 seventy-nine   80 eighty   81 eighty-one   82 eighty-two   83 eighty-three   84 eighty-four   85 eighty-five   86 eighty-six   87 eighty-seven   88 eighty-eight   89 eighty-nine   90 ninety   91 ninety-one   92 ninety-two   93 ninety-three   94 ninety-four   95 ninety-five   96 ninety-six   97 ninety-seven   98 ninety-eight   99 ninety-nine   100 one hundred

Write the numbers. Then listen and repeat.

Use the sentences in the grammar box to help you.

is / are in statements and yes/no questions

Are your children here?  
Yes, they are.  
He's my son (s = is). He's eight.  
She's my daughter. She's ten.

Is he your husband?  
No, he's my brother Marcus.  
Are you both Elizabeths?  
Yes, we are.

Complete the sentences.

This is my sister.   23.

2 A   your parents Colombian?   B Yes,   .

3 This   my grandfather.   88.

4 A   your mother at home?   B Yes,   .

5 We   Russian. We live in Moscow.

Match the questions with the answers.

1 Are your parents American?   2 Are you 21?   3 Is your best friend in class?   4 Is your teacher Canadian?

Now go to page 129. Look at the exercises for 2.1 on page 141.

■ Presentation Plusの基本的な操作を紹介しているビデオはこちらからご覧いただけます。

①教材：Unlock 2<sup>nd</sup> edition level 1 Listening & Speaking <https://youtu.be/ESZlrNe3ICg>

②教材：Shape it! Level 3 <https://youtu.be/Q2YbMZEVBKk>

■ Cambridge Oneの使い方YouTubeビデオはこちら

①先生用のCambridge Oneの使い方ビデオ

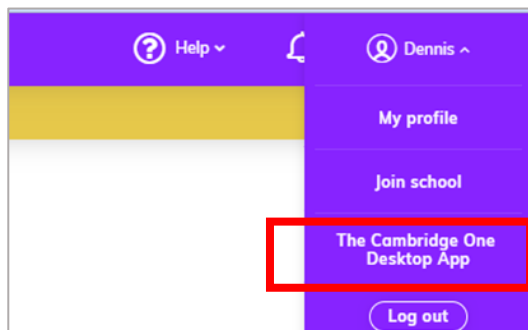
<https://www.youtube.com/watch?v=BFV2UfXN8U8&list=PLL3SdbiUxFHJ9k1BvLPVAfPpInl-I6WsM>

②Own it! (Shape it!)のイギリス英語版) を使ったCambridge Oneの使い方ビデオ

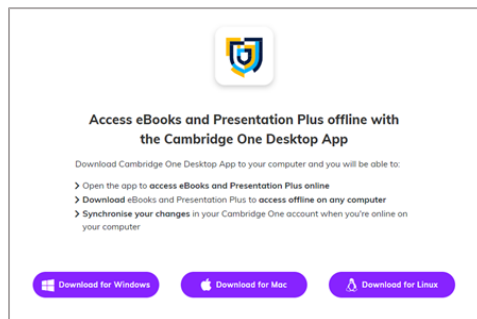
<https://youtu.be/874be6nMe88>

## 6. Cambridge One Desktop App

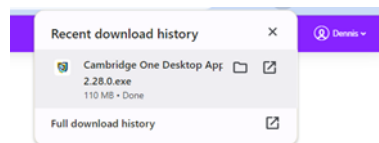
### 6-1. Cambridge One Desktop Appのダウンロード



1. ブラウザ版のCambridge Oneアカウント内で右上にあるユーザー名をクリックします。
2. “The Cambridge One Desktop App”をクリックします。

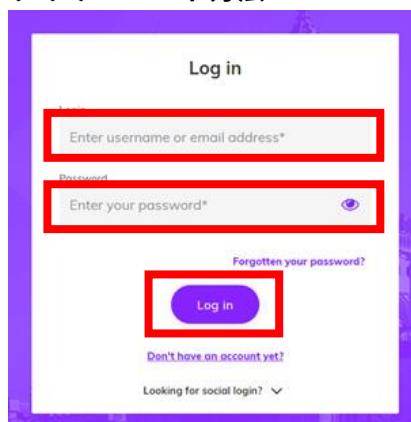


3. 適切なOSを選び、ダウンロードボタンをクリックします。

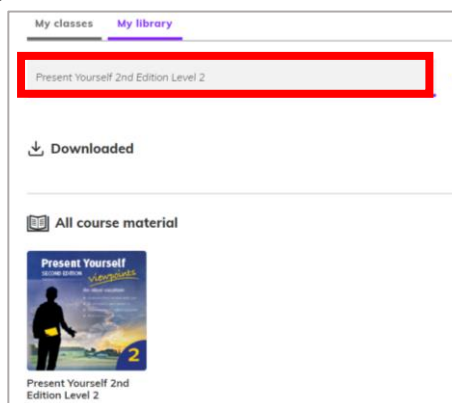


4. ダウンロードされたファイルを開いたらインストールを始めます。

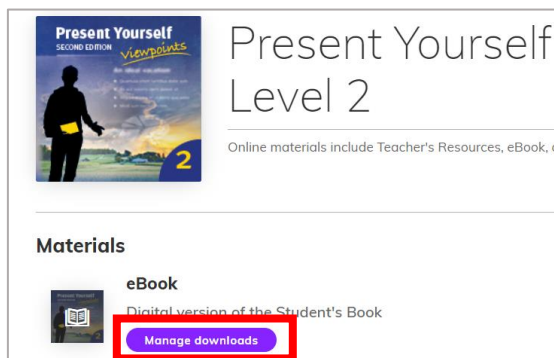
### 6-2. ログインと、eBookやPresentation Plusのダウンロード方法



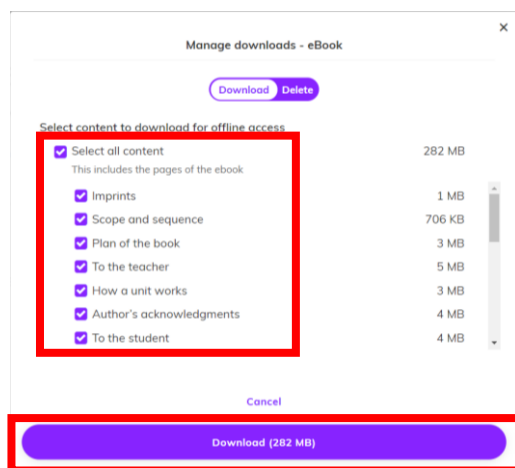
1. 使用前に、まずブラウザ版Cambridge Oneのアカウントに入り、eBookやPresentation Plusのアクセスコードを入力しアクティベートしてください。
2. Cambridge One Desktop Appを開きます。
3. ブラウザ版と同じCambridge Oneログインとパスワードを入力します。
4. Log inをクリックします。



5. eBookやPresentation Plusをダウンロードしたいタイトルを検索します
6. 教材の表紙画像をクリックします。

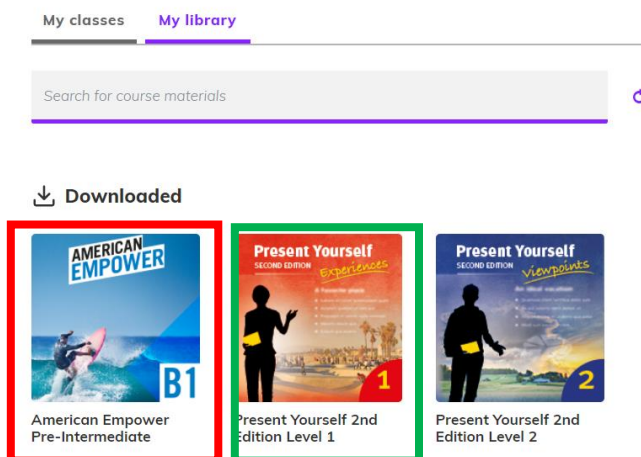


7. 「Manage downloads」をクリックします。

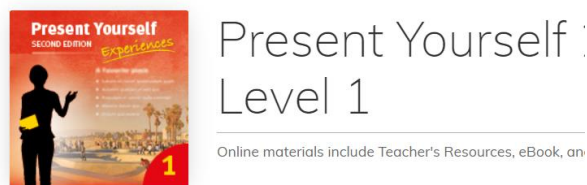


8. ダウンロードしたいファイルを選択します
9. 「Download」をクリックします。
10. Downloaded materials内に内容が表示されます。

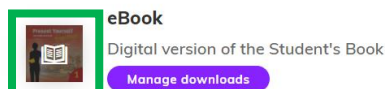
### 6-3. Cambridge One Desktop AppでeBook/Presentation Plusを開きます



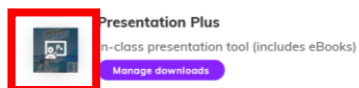
1. My Libraryをクリックします
2. Downloadedの中に表示されている教材の表紙をクリックします。



#### Materials



#### Materials



3. eBook又はPresentation Plusのアイコンをクリックするとアプリが開きます。